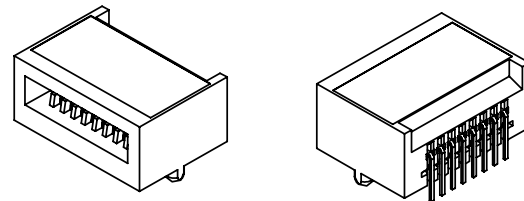


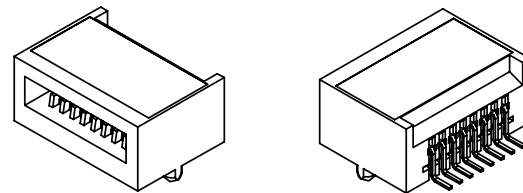
SR4230PCB & SMT Board Mount SR4000 Minimum Volume Receptacles

The SR4230PCB Receptacle is a board-mount interface connector for all Datakey Electronics' SlimLine™, Extended SlimLine and NFX Tokens (see Token data sheets for more details). The SR4230PCB Receptacle features corrosion-resistant, gold dot contacts that perform reliably over a wear life of at least 50,000 insertion/removal cycles. The SR4230PCB contains a Last-On/First-Off (LOFO) contact that may be used to protect the host bus by ensuring that Tokens have made secure contact with the Receptacle before any signals are transmitted (please contact factory for this option with NFX Tokens). The SR4230PCB Receptacle is a space-saving component that mounts directly onto a printed-circuit board. The SR4230PCB is a modified version of our standard SR4210PCB -- the **mounting flange has been removed and the housing has been trimmed back** for maximum space savings. As a result, the Token detent mechanism has been removed, reducing the Token retention force. This model is therefore not recommended for applications that require significant Token retention. Since the mounting flange has been removed, **special care** must be taken in the design of the mounting of these Receptacles to ensure that no stress is placed on the leads. The SR4230PCB is also available with surface mount leads (SR4230SMT⁴). An alternate version, the SR4210, is designed for simple, front panel mounting.

| Mechanical | |
|-----------------------------------|--------------------------------------|
| Operating Life | 50,000 insertion/removal cycles min. |
| Vibration | 15 G's (three axes) Non-operating |
| Electrical | |
| Contact Resistance | Beginning of Life: 100 mΩ |
| | End of Life: 500 mΩ |
| Environmental | |
| Storage Temperature | -40°C to +105°C |
| Operating Temperature | -40°C to +85°C |
| Relative Humidity | 5% to 95% (non-condensing) |
| Mating Component(s) | |
| Tokens | All Serial and NFX Tokens |
| Ordering Information ¹ | |
| SR4230PCB | 606-0057-000A |
| SR4230SMT | 606-0057-002A |



SR4230PCB
(Through Hole Technology)



SR4230SMT
(Surface Mount Technology)

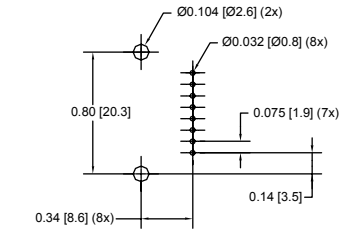
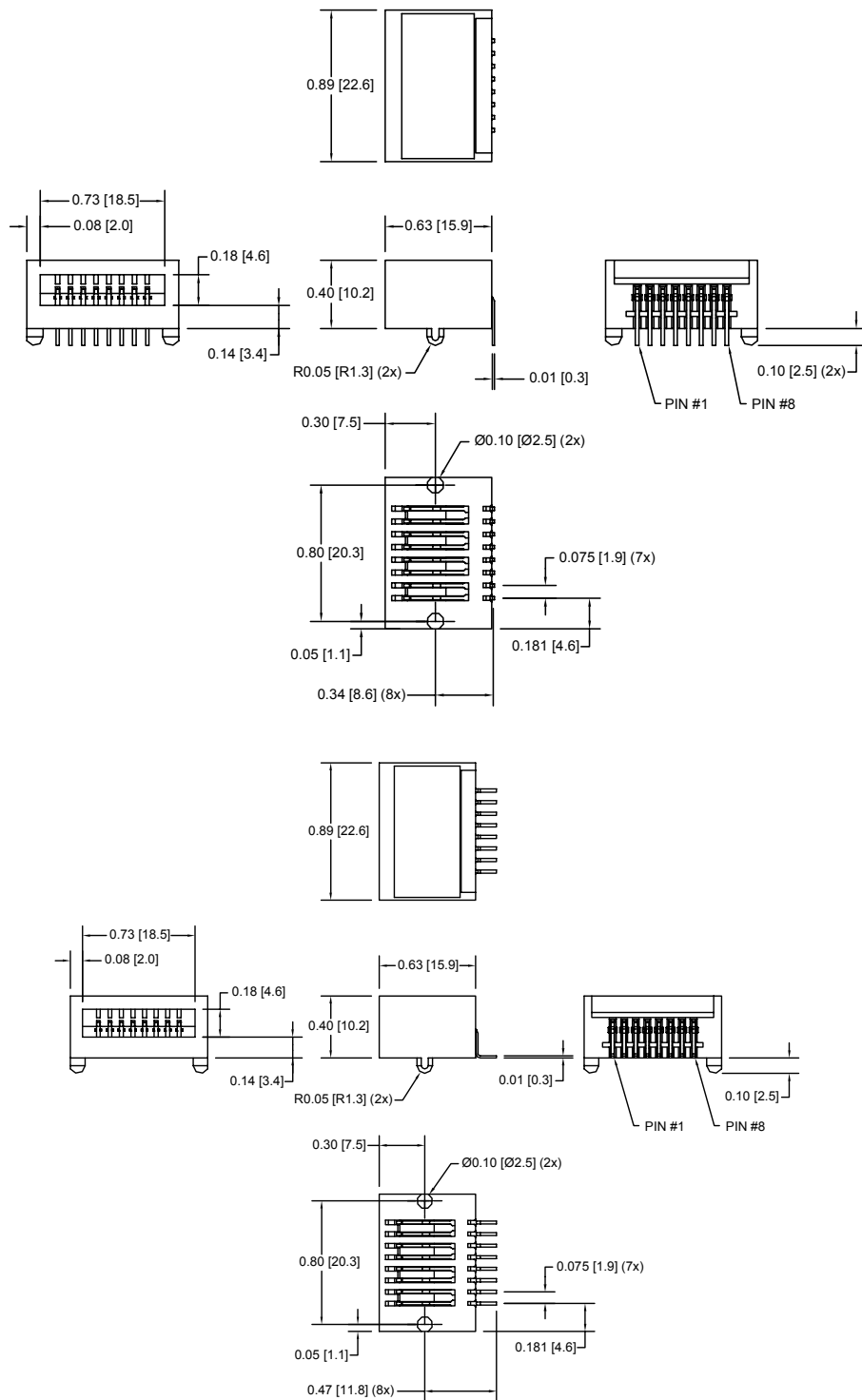
NOTES:

- 1: "A" suffix on part number indicates RoHS compliance.
- 2: Complete Interface Specifications available at http://www.datakeyelectronics.com/technical_inter_specs.html
- 3: RST signal used on IIT Series only.
- 4: Refer to recommended reflow instructions at: http://www.datakeyelectronics.com/technical_reflow.html

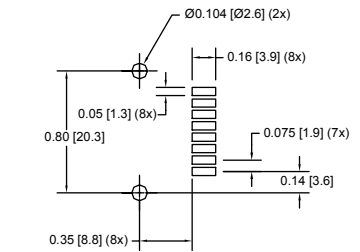
| Pin-Out Chart ² | | | | |
|----------------------------|--------------------------|--------------------------|--------------------------|--------------------------|
| PIN # | Microwire | I ² C | SPI | NFX |
| Pin 1 | LOFO | LOFO | /Hold | DP (USB) |
| Pin 2 | Power (V _{CC}) | Power (V _{CC}) | Power (V _{CC}) | Power (V _{CC}) |
| Pin 3 | Chip Select (CS) | SIZE / RST ³ | /Chip Select (/CS) | /Chip Select (/CS) |
| Pin 4 | Serial Clock (SK) | Serial Clock (SCL) | Serial Clock (SCK) | Serial Clock (SCK) |
| Pin 5 | Data In (DI) | NC | Data In (SI) | MOSI |
| Pin 6 | Data Out (DO) | Serial Add/Data (SDA) | Data Out (SO) | MISO |
| Pin 7 | Ground (GND) | Ground (GND) | Ground (GND) | Ground (GND) |
| Pin 8 | LOFO | LOFO | LOFO | DM (USB) |

NC = No Connection





PCB RECEPTACLE PATTERN LAYOUT (THT)



SMT RECEPTACLE PATTERN LAYOUT

Drawing dimensions are in inches and millimeters [mm]. Dimensions are nominal and subject to manufacturer's tolerances.

